

Assembly Instructions

Flying Optics Leg

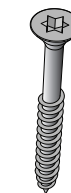


Follow this link for online instruction
leaflet and instructional video:
[Jensen-beds.com/support/product/add-sliding-table](https://jensen-beds.com/support/product/add-sliding-table)



75cm, 80cm, 90cm, 105cm = 2x
150cm, 160cm, 180cm, 210cm = 4x

+
+

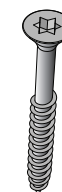


8x
16x

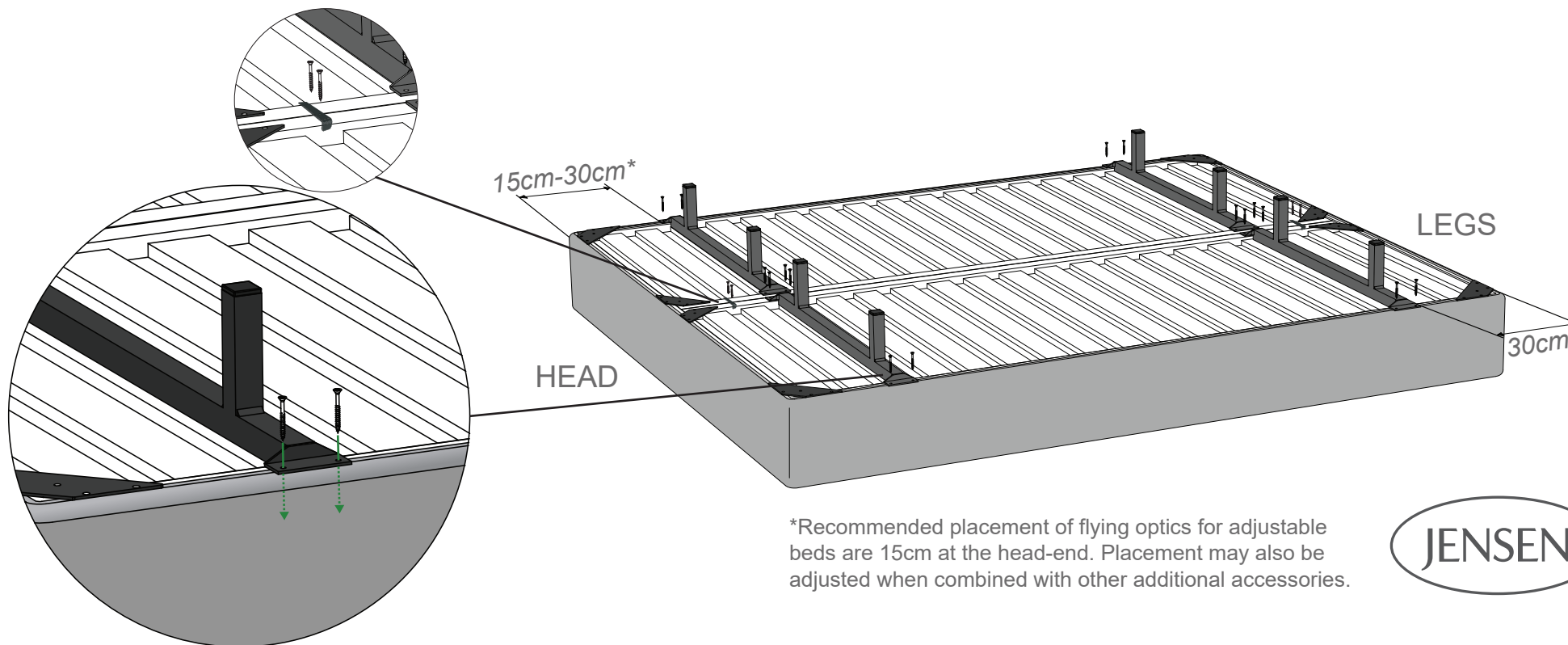


150cm, 160cm, 180cm, 210cm = 2x

+



4x



*Recommended placement of flying optics for adjustable beds are 15cm at the head-end. Placement may also be adjusted when combined with other additional accessories.

